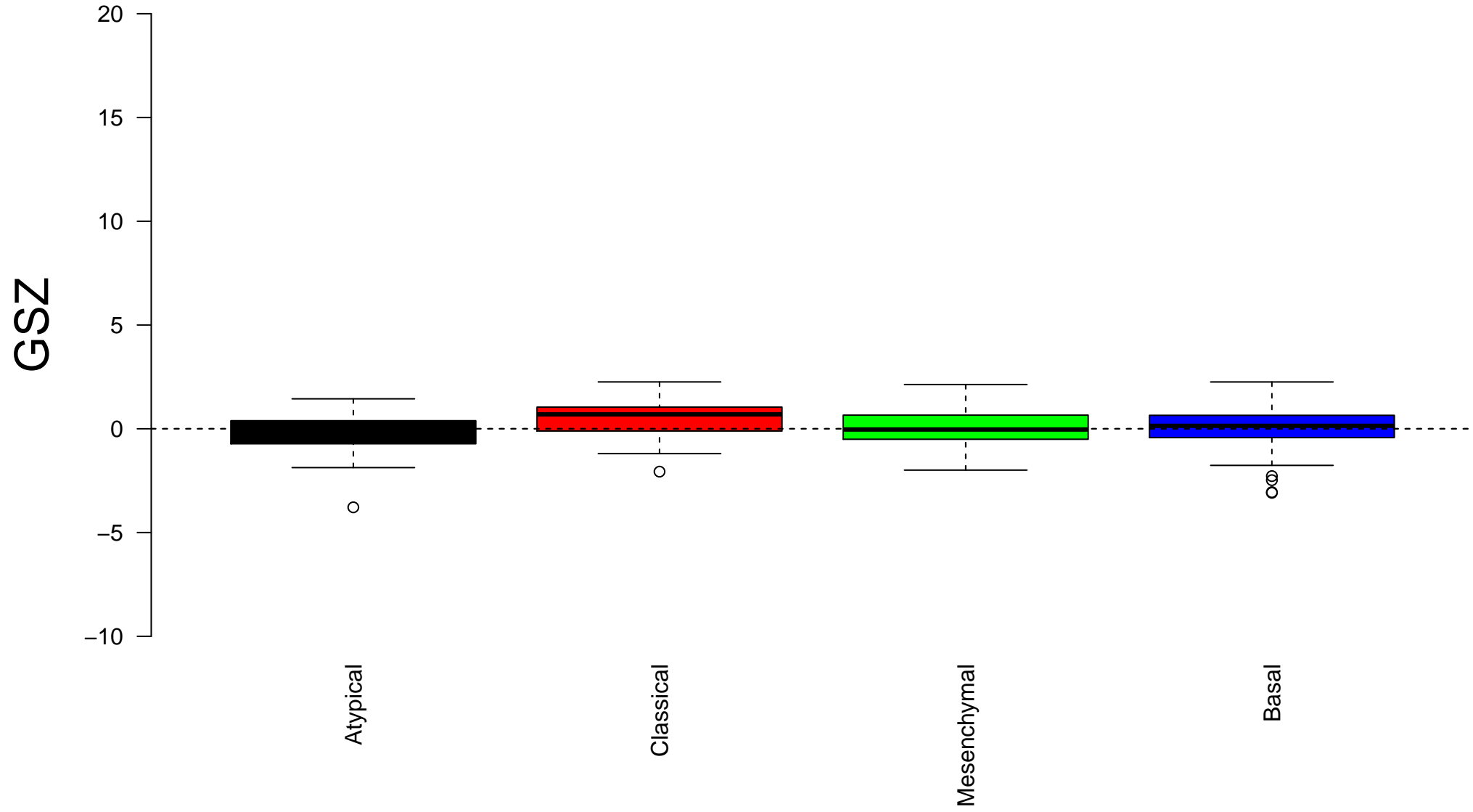



BIOCARTA_CARM1_PATHWAY



Enrichment in spots: BIOCARTA_CARM1_PATHWAY



Expression of BIOCARTA_CARM1_PATHWAY in Spot A

Δe

0.5

0.0

-0.5



Expression of BIOCARTA_CARM1_PATHWAY in Spot B

Δe

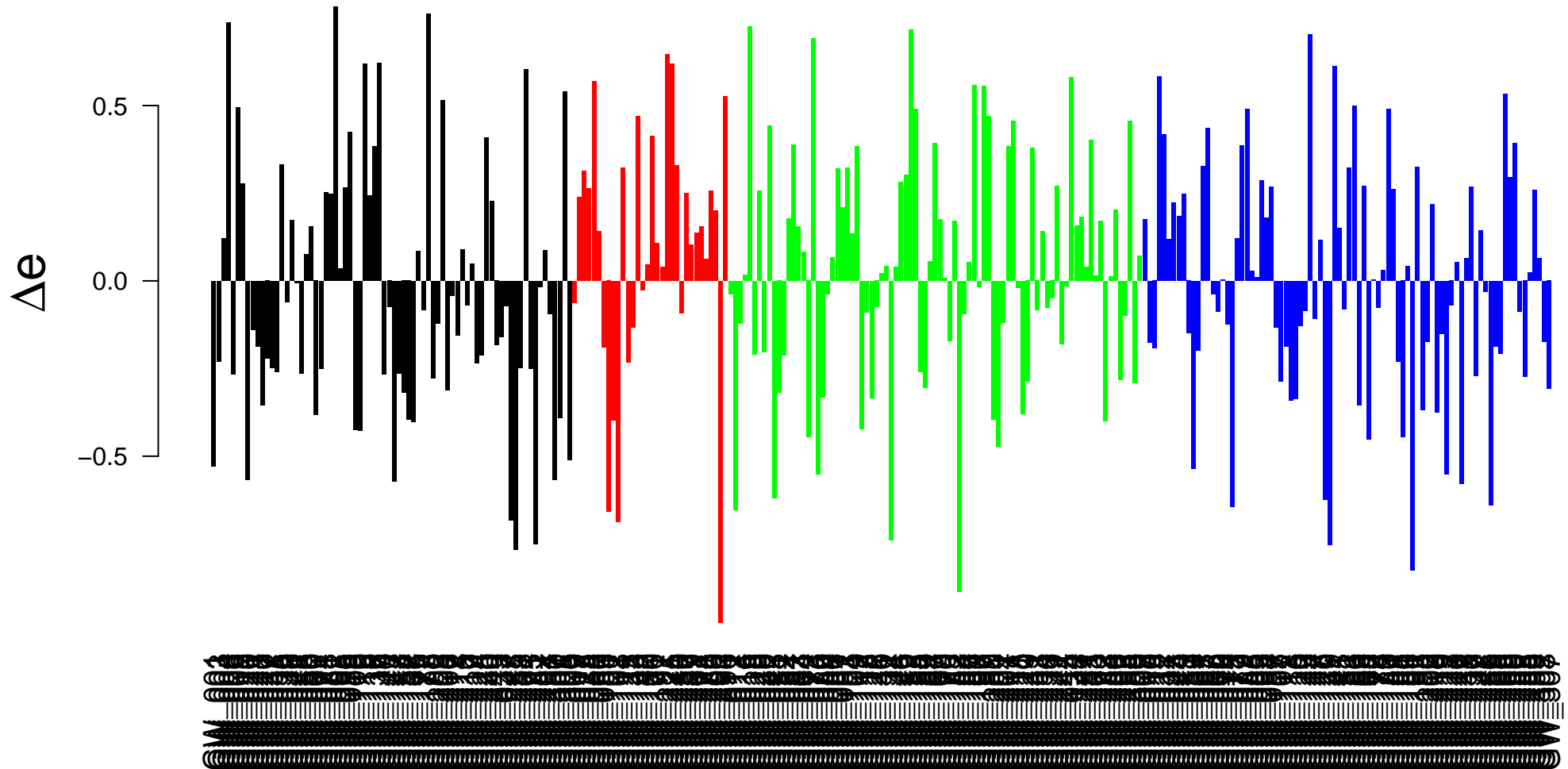
0.5

0.0

-0.5



Expression of BIOCARTA_CARM1_PATHWAY in Spot C



Expression of BIOCARTA_CARM1_PATHWAY in Spot D

Δe

0.5

0.0

-0.5



Expression of BIOCARTA_CARM1_PATHWAY in Spot E

Δe

0.5

0.0

-0.5



Expression of BIOCARTA_CARM1_PATHWAY in Spot F

Δe

0.5

0.0

-0.5



Expression of BIOCARTA_CARM1_PATHWAY in Spot G

Δe

0.5

0.0

-0.5



Expression of BIOCARTA_CARM1_PATHWAY in Spot H

Δe

0.5

0.0

-0.5



Expression of BIOCARTA_CARM1_PATHWAY in Spot I

Δe

0.5

0.0

-0.5



Expression of BIOCARTA_CARM1_PATHWAY in Spot J

Δe

0.5

0.0

-0.5



Expression of BIOCARTA_CARM1_PATHWAY in Spot K

Δe

0.5

0.0

-0.5



Expression of BIOCARTA_CARM1_PATHWAY in Spot L

Δe

0.5

0.0

-0.5



Expression of BIOCARTA_CARM1_PATHWAY in Spot M

Δe

0.5

0.0

-0.5



Expression of BIOCARTA_CARM1_PATHWAY in Spot N

Δe

0.5

0.0

-0.5



Expression of BIOCARTA_CARM1_PATHWAY in Spot O

Δe

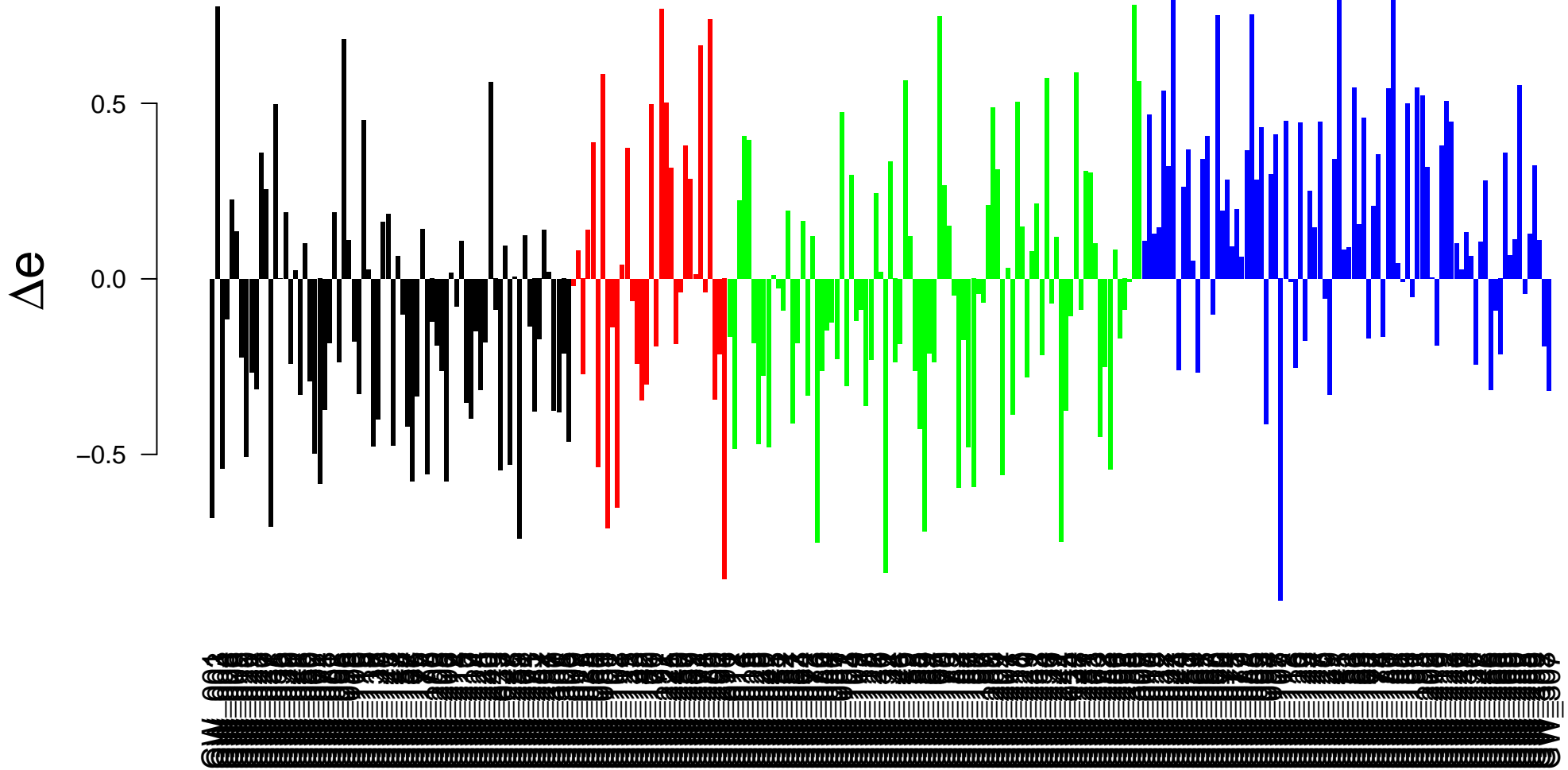
0.5

0.0

-0.5



Expression of BIOCARTA_CARM1_PATHWAY in Spot P



Expression of BIOCARTA_CARM1_PATHWAY in Spot Q

Δe

0.5

0.0

-0.5



Expression of BIOCARTA_CARM1_PATHWAY in Spot R

Δe

0.5

0.0

-0.5

